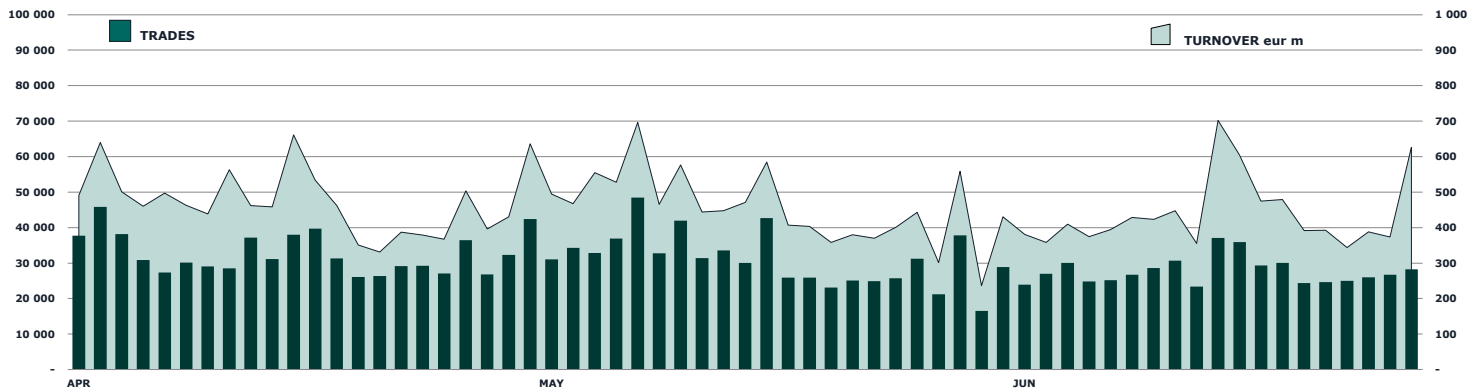




ETFPLUS DAILY TURNOVER



MAIN INDICATORS

LISTED INSTRUMENT

	LISTED END OF MONTH	MONTH NEW LISTED	AUM in MT	
			eur m 31/05/2021	eur m 30/06/2021
ETF - DEVELOPED MARKET	378	6	39 582.01	40 878.81
ETF - CORPORATE AND GOV BOND	363	13	41 925.16	42 388.67
ETF - EMERGING MARKETS	108	0	5 936.81	6 061.49
ETF - STYLE	103	1	4 493.13	4 876.30
OTHERS	218	6	10 726.87	11 447.16
ETC/ETN	224	6	8 255.07	7 985.27
TOTAL	1 394	32	110 919.03	113 637.69
<i>of which RFQ</i>				

TRADING

	MAY 2021		JUNE 2021		JAN - JUN 2021	
	Trades	Turnover eur m	Trades	Turnover eur m	Trades	Turnover eur m
ETF - DEVELOPED MARKET	129 039	2 656.72	122 828	2 212.64	856 521	16 769.86
ETF - CORPORATE AND GOV BOND	121 647	2 389.32	116 194	2 692.33	773 345	15 613.42
ETF - EMERGING MARKETS	36 690	620.80	31 549	522.10	283 551	4 310.59
ETF - STYLE	25 092	333.97	23 328	325.37	153 038	2 165.30
OTHERS	172 534	1 700.00	146 082	1 515.84	1 299 209	11 954.27
ETC/ETN	188 624	2 159.13	170 874	2 304.47	1 192 439	13 426.82
TOTAL	673 626	9 859.95	610 855	9 572.75	4 558 103	64 240.27
		422.76	331.87			

MOST TRADED IN THE MONTH BY TRADES AND RELATIVE SPREAD

Name	Alphab.	ISIN	TRADES		SPREAD		
			number	% TOT	BBO	25 000 €	
1 ISHARES GLOBAL CLEAN ENERGY UCITS ETF	INRG	IE00B1XNH3C4	9 965	1.6%	0.08%	0.09%	
2 WISDOMTREE WTI CRUDE OIL 2X DAILY LEV	LOIL	JE00BD09Q840	9 662	1.6%	0.14%	0.16%	
3 WISDOMTREE NATURAL GAS 3X DAILY SHORT	3NGS	IE00B768R076	9 614	1.6%	0.42%	0.48%	
4 WISDOMTREE SILVER 3X DAILY LEVERAGED	3SIL	IE00B7XD2195	7 470	1.2%	0.23%	0.24%	
5 WISDOMTREE EURO STOXX BANKS 3X DAILY LEV	3BAL	IE00BL509N40	7 414	1.2%	0.24%	0.26%	
6 WISDOMTREE S&P 500 VIX 2.25X DAILY LEV	VDXL	IE00BLRPH06	7 076	1.2%	0.64%	0.90%	
7 WISDOMTREE WTI CRUDE OIL	CRUD	GB00B15KXV33	5 656	0.9%	0.07%	0.08%	
8 WISDOMTREE COFFEE 3X DAILY LEVERAGED	3CFL	IE00BYQY298	5 420	0.9%	0.58%	0.77%	
9 WISDOMTREE FTSE MIB 3X DAILY LEVERAGED	3ITL	IE00B8N3063	5 294	0.9%	0.09%	0.10%	
10 WISDOMTREE CLOUD COMPUT UCITS ETF USD A	WCLD	IE00B3JWQW72	5 246	0.9%	0.20%	0.23%	

MOST TRADED IN THE MONTH BY TURNOVER AND RELATIVE SPREAD

Name	Alphab.	ISIN	TURNOVER		SPREAD		
			eur m	% TOT	BBO	25 000 €	
1 WISDOMTREE WTI CRUDE OIL 2X DAILY LEV	LOIL	JE00BD09Q840	241	2.5%	0.14%	0.16%	
2 ISHARES GLOBAL CLEAN ENERGY UCITS ETF	INRG	IE00B1XNH3C4	149	1.6%	0.08%	0.09%	
3 WISDOMTREE WTI CRUDE OIL	CRUD	GB00B15KXV33	137	1.4%	0.07%	0.08%	
4 WISDOMTREE NASDAQ 100 3X DAILY LEVERAGED	QQQ3	IE00BKMLR42	135	1.4%	0.13%	0.13%	
5 ISHARES CORE MSCI EM IMI UCITS ETF ACC	EIMI	IE00BK4G266	106	1.1%	0.06%	0.06%	
6 ISHARES CORE EU CORP BOND UCITS ETF DIST	IEAC	IE00B3F1R335	98	1.0%	0.04%	0.04%	
7 WISDOMTREE FTSE MIB 3X DAILY LEVERAGED	3ITL	IE00B8N3063	94	1.0%	0.09%	0.10%	
8 WISDOMTREE SILVER 3X DAILY LEVERAGED	3SIL	IE00B7XD2195	92	1.0%	0.23%	0.24%	
9 ISHARES HIGH YLD CORP UCITS ETF DIST	IHYG	IE00B66F4759	88	0.9%	0.04%	0.04%	
10 ISHARES CORE MSCI WORLD UCITS ETF ACC	SWDA	IE00B4LSY963	85	0.9%	0.04%	0.05%	

MOST TRADED IN THE YEAR BY TRADES AND RELATIVE SPREAD

Name	Alphab.	ISIN	TRADES		SPREAD		
			number	% TOT	BBO	25 000 €	
1 ISHARES GLOBAL CLEAN ENERGY UCITS ETF	INRG	IE00B1XNH3C4	161 103	3.5%	0.08%	0.10%	
2 INVESCO GLOBAL BLOCKCHAIN UCITS ETF A	BCHN	IE00BG8P67	73 257	1.6%	0.27%	0.37%	
3 WISDOMTREE WTI CRUDE OIL 2X DAILY LEV	LOIL	JE00BD09Q840	69 006	1.5%	0.17%	0.19%	
4 WISDOMTREE NATURAL GAS 3X DAILY SHORT	3NGS	IE00B768R076	54 451	1.2%	0.47%	0.53%	
5 WISDOMTREE EURO STOXX BANKS 3X DAILY LEV	3BAL	IE00BL509N40	49 042	1.1%	0.36%	0.40%	
6 WISDOMTREE CLOUD COMPUT UCITS ETF USD A	WCLD	IE00B3JWQW72	48 276	1.1%	0.19%	0.22%	
7 WISDOMTREE FTSE MIB 3X DAILY SHORT	3ITS	IE00B873CW36	48 047	1.1%	0.11%	0.12%	
8 WISDOMTREE FTSE MIB 3X DAILY LEVERAGED	3ITL	IE00B8N3063	47 859	1.0%	0.11%	0.11%	
9 L&G HYDROGEN ECONOMY UCITS ETF	HTWO	IE00BMYDM794	47 495	1.0%	0.22%	0.36%	
10 WISDOMTREE WTI CRUDE OIL	CRUD	GB00B15KXV33	42 565	0.9%	0.07%	0.08%	

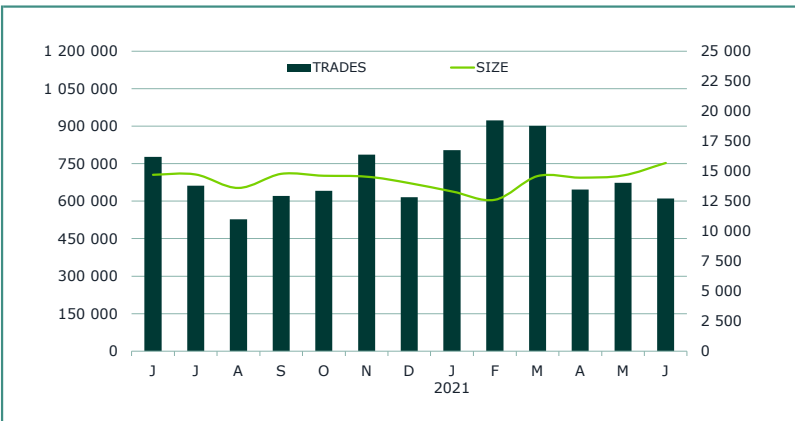
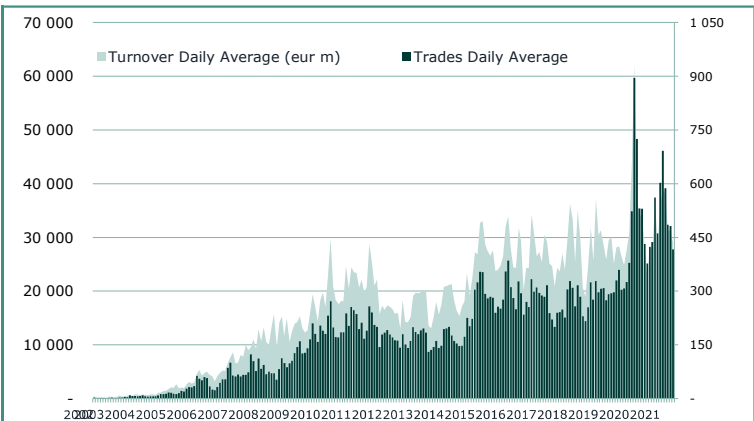
MOST TRADED IN THE YEAR BY TURNOVER AND RELATIVE SPREAD

Name	Alphab.	ISIN	TURNOVER		SPREAD		
			eur m	% TOT	BBO	25 000 €	
1 ISHARES GLOBAL CLEAN ENERGY UCITS ETF	INRG	IE00B1XNH3C4	1 931	3.0%	0.08%	0.10%	
2 WISDOMTREE WTI CRUDE OIL 2X DAILY LEV	LOIL	JE00BD09Q840	1 181	1.8%	0.17%	0.19%	
3 WISDOMTREE WTI CRUDE OIL	CRUD	GB00B15KXV33	847	1.3%	0.07%	0.08%	
4 WISDOMTREE FTSE MIB 3X DAILY LEVERAGED	3ITL	IE00B8N3063	758	1.2%	0.11%	0.11%	
5 ISHARES CORE MSCI EM IMI UCITS ETF ACC	EIMI	IE00BK4G266	749	1.2%	0.06%	0.06%	
6 LYXOR FTSE MIB (DR) - DIST UCITS ETF	ETFMIB	FR0010010827	693	1.1%	0.05%	0.05%	
7 ISHARES CORE MSCI WORLD UCITS ETF ACC	SWDA	IE00B4LSY963	649	1.0%	0.04%	0.05%	
8 WISDOMTREE NASDAQ 100 3X DAILY LEVERAGED	QQQ3	IE00BKMLR42	649	1.0%	0.15%	0.16%	
9 ISHARES HIGH YLD CORP UCITS ETF DIST	IHYG	IE00B66F4759	569	0.9%	0.05%	0.05%	
10 XTRACKERS PHYSICAL GOLD EUR HEDGED ETC	XAD1	DE000A1EK0G3	560	0.9%	0.03%	0.04%	

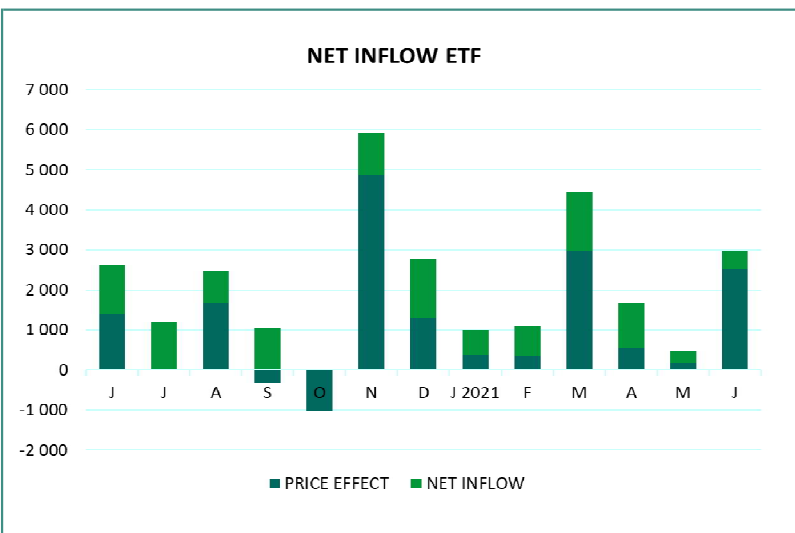
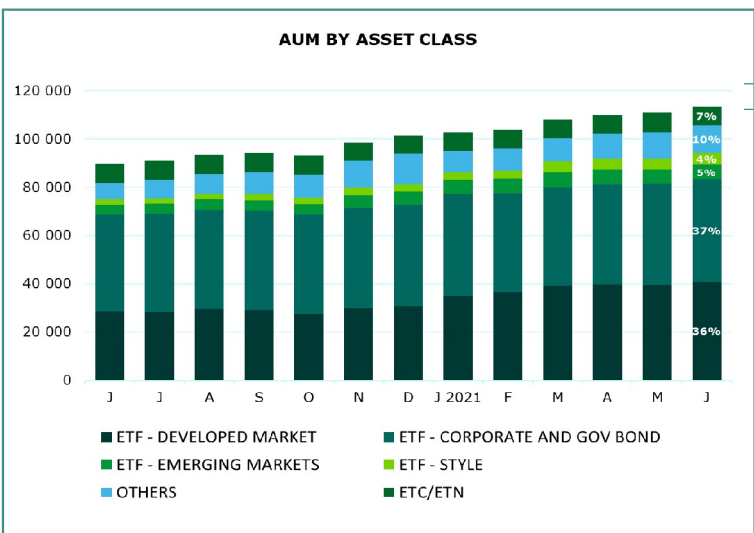
TRADING BY SIZE OF TURNOVER

SIZE OF TURNOVER		MAY 2021		JUNE 2021		YEAR 2021			
		Trades	Turnover eur m	Trades	Turnover eur m	Trades	% TOT	Turnover eur m	% TOT
-	500	91 854	20.0	82 186	18.0	615 702	13.5%	137.9	0.2%
500	1 000	56 636	42.5	49 090	36.4	400 853	8.8%	299.3	0.5%
1 000	2 000	89 181	128.3	77 422	111.1	636 200	14.0%	909.7	1.4%
2 000	3 000	61 585	151.4	58 560	143.6	438 594	9.6%	1 078.2	1.7%
3 000	4 000	42 887	148.3	37 629	130.4	283 816	6.2%	982.2	1.5%
4 000	5 000	36 334	164.9	33 509	151.0	255 614	5.6%	1 156.2	1.8%
5 000	6 000	29 308	159.5	26 275	142.7	208 192	4.6%	1 132.3	1.8%
6 000	7 000	19 713	127.1	18 494	119.5	142 292	3.1%	918.6	1.4%
7 000	8 000	20 451	152.9	17 539	131.3	129 567	2.8%	969.7	1.5%
8 000	9 000	13 864	117.2	13 788	116.9	95 607	2.1%	810.3	1.3%
9 000	10 000	17 754	170.7	15 788	151.9	109 584	2.4%	1 052.2	1.6%
10 000	15 000	56 507	680.6	52 435	631.0	365 534	8.0%	4 405.9	6.9%
15 000	20 000	28 666	498.5	28 509	493.1	182 369	4.0%	3 170.3	4.9%
20 000	25 000	22 811	502.9	18 233	402.2	135 838	3.0%	2 999.2	4.7%
25 000	30 000	12 950	351.5	13 253	357.2	86 766	1.9%	2 350.4	3.7%
30 000	35 000	8 782	282.8	8 142	263.4	55 086	1.2%	1 777.3	2.8%
35 000	40 000	5 982	224.1	5 916	221.9	44 197	1.0%	1 659.3	2.6%
40 000	45 000	7 075	299.2	6 393	271.3	45 191	1.0%	1 913.2	3.0%
45 000	50 000	6 792	325.3	5 423	260.1	40 411	0.9%	1 935.7	3.0%
50 000	75 000	22 188	1 300.2	19 626	1 146.6	139 535	3.1%	8 205.2	12.8%
75 000	100 000	7 386	641.0	7 550	647.3	51 225	1.1%	4 436.1	6.9%
100 000	125 000	5 698	624.9	4 545	498.8	34 268	0.8%	3 754.5	5.8%
125 000	150 000	2 092	286.6	2 570	352.0	15 300	0.3%	2 101.1	3.3%
150 000		7 130	2 459.3	7 980	2 775.0	46 362	1.0%	16 085.7	25.0%
TOTAL		673 626	9 860.0	610 855	9 572.7	4 558 103		64 240.3	

TRADING EVOLUTION



FOCUS



SPREAD

	SPREAD							
	BBO		5 000 C		15 000 C		25 000 C	
	SPREAD	% OBSER	SPREAD	% OBSER	SPREAD	% OBSER	SPREAD	% OBSER
ETF - DEVELOPED MARKET	0.09%	99.98%	0.09%	99.98%	0.09%	99.97%	0.10%	99.97%
EQUITY ITALY	0.08%	99.97%	0.08%	99.97%	0.09%	99.97%	0.09%	99.96%
EQUITY EUROPE - REGIONAL	0.08%	99.99%	0.09%	99.99%	0.09%	99.99%	0.09%	99.98%
EQUITY EUROPE - SINGLE COUNTRY	0.08%	99.96%	0.09%	99.96%	0.09%	99.96%	0.09%	99.95%
EQUITY WORLD	0.10%	99.98%	0.10%	99.97%	0.10%	99.97%	0.10%	99.96%
EQUITY NORTH AMERICA	0.08%	99.97%	0.08%	99.97%	0.08%	99.97%	0.09%	99.96%
EQUITY PACIFIC	0.13%	100.00%	0.13%	99.99%	0.13%	99.99%	0.14%	99.98%
EQUITY SHORT (DEVELOPED)	0.07%	99.99%	0.07%	99.99%	0.07%	99.99%	0.07%	99.99%
BUYWRITE - COVERED CALL	0.00%	0.00%	0.00%	0.00%	0.00%	0.00%	0.00%	0.00%
LEVERAGED LONG	0.08%	99.95%	0.08%	99.95%	0.08%	99.95%	0.09%	99.95%
LEVERAGED SHORT	0.10%	99.99%	0.11%	99.99%	0.11%	99.98%	0.11%	99.98%
PROTECTIVE PUT	0.00%	0.00%	0.00%	0.00%	0.00%	0.00%	0.00%	0.00%
ETF - EMERGING MARKETS	0.17%	99.98%	0.17%	99.98%	0.18%	99.97%	0.19%	99.94%
EQUITY EMERGING - AFRICA/MIDDLE EAST	0.43%	99.99%	0.47%	99.95%	0.51%	99.91%	0.53%	99.80%
EQUITY EMERGING - ASIA	0.21%	99.99%	0.22%	99.98%	0.23%	99.97%	0.24%	99.92%
EQUITY EMERGING - CENTRE/SOUTH AMERICA	0.42%	100.00%	0.44%	99.99%	0.47%	99.97%	0.49%	99.92%
EQUITY EMERGING - EAST EUROPE	0.24%	99.99%	0.25%	99.98%	0.26%	99.98%	0.26%	99.97%
EQUITY EMERGING - WORLD	0.12%	99.98%	0.12%	99.98%	0.13%	99.97%	0.13%	99.95%
EQUITY SHORT (EMERGING)	0.00%	0.00%	0.00%	0.00%	0.00%	0.00%	0.00%	0.00%
ETF - CORPORATE GOVERNMENT BONDS	0.09%	100.00%	0.09%	100.00%	0.09%	99.99%	0.10%	99.98%
INFLATION	0.10%	99.99%	0.10%	99.99%	0.11%	99.99%	0.11%	99.97%
LIQUIDITY	0.03%	100.00%	0.03%	100.00%	0.03%	99.95%	0.03%	99.95%
CORPORATE BOND - EURO	0.05%	100.00%	0.05%	100.00%	0.06%	100.00%	0.06%	100.00%
CORPORATE BOND - EX EURO	0.16%	100.00%	0.17%	100.00%	0.17%	99.97%	0.18%	99.94%
CORPORATE BOND - EMERGING	0.21%	100.00%	0.21%	100.00%	0.22%	100.00%	0.22%	99.99%
CORPORATE BOND - WORLD	0.14%	100.00%	0.14%	100.00%	0.15%	100.00%	0.16%	100.00%
CORPORATE BOND - HIGH YIELD	0.09%	100.00%	0.10%	99.99%	0.10%	99.96%	0.10%	99.95%
AGGREGATE BOND	0.13%	100.00%	0.14%	100.00%	0.14%	100.00%	0.14%	99.99%
BOND SHORT	0.09%	100.00%	0.09%	100.00%	0.09%	100.00%	0.10%	100.00%
BOND LEVERAGED LONG	0.00%	0.00%	0.00%	0.00%	0.00%	0.00%	0.00%	0.00%
BOND LEVERAGED SHORT	0.07%	99.99%	0.07%	99.99%	0.08%	99.99%	0.08%	99.99%
GOVERNMENT BONDS - EMERGING	0.15%	100.00%	0.15%	99.99%	0.16%	99.99%	0.17%	99.99%
GOVERNMENT BONDS - EURO	0.04%	100.00%	0.04%	99.99%	0.04%	99.99%	0.04%	99.99%
GOVERNMENT BONDS - ITALY	0.05%	99.99%	0.05%	99.99%	0.05%	99.99%	0.05%	99.99%
GOVERNMENT BONDS - WORLD	0.15%	100.00%	0.15%	100.00%	0.16%	99.96%	0.17%	99.96%
GOVERNMENT BONDS - EX EURO	0.07%	99.99%	0.07%	99.99%	0.07%	99.99%	0.08%	99.98%
ETF - STYLE	0.14%	100.00%	0.15%	99.99%	0.15%	99.98%	0.15%	99.97%
EQUITY STYLE (DEVELOPED)	0.14%	100.00%	0.14%	99.99%	0.15%	99.99%	0.15%	99.97%
EQUITY STYLE (EMERGING)	0.36%	100.00%	0.36%	99.55%	0.44%	99.45%	0.47%	99.22%
ETF - OTHERS	0.17%	99.98%	0.18%	99.97%	0.19%	99.89%	0.19%	99.81%
EQUITY SECTORS (DEVELOPED)	0.13%	99.99%	0.14%	99.99%	0.14%	99.99%	0.15%	99.99%
EQUITY SECTORS (EMERGING)	0.31%	100.00%	0.34%	100.00%	0.36%	99.97%	0.37%	99.81%
EQUITY THEMATIC	0.18%	99.98%	0.20%	99.96%	0.20%	99.83%	0.21%	99.71%
COMMODITIES	0.17%	99.98%	0.17%	99.98%	0.18%	99.98%	0.18%	99.95%
CREDIT INDICES	0.25%	100.00%	0.26%	100.00%	0.28%	100.00%	0.29%	100.00%
REAL ESTATE	0.17%	100.00%	0.17%	99.99%	0.18%	99.99%	0.19%	99.97%
LEVERAGED CREDIT INDICES	0.00%	0.00%	0.00%	0.00%	0.00%	0.00%	0.00%	0.00%
VOLATILITY INDICES	0.22%	99.97%	0.23%	99.97%	0.24%	99.95%	0.25%	99.95%
CURRENCIES INDICES	0.00%	0.00%	0.00%	0.00%	0.00%	0.00%	0.00%	0.00%
FLEXIBLE	0.40%	100.00%	0.42%	100.00%	0.45%	99.99%	0.48%	99.96%
MULTI ASSET	0.19%	100.00%	0.21%	99.99%	0.23%	99.73%	0.24%	98.47%
ETF	0.10%	99.99%	0.11%	99.98%	0.11%	99.97%	0.11%	99.95%

Data obtained from 1 minute snapshots of the trading book (5 levels) during trading days of the relevant month.

Market Spread: means the difference between bid and ask prices divided by the mid quote at which it was possible to buy and sell simultaneously the relevant amount.

% Obser: means the percentage of observations at which it would be possible to buy and sell simultaneously the relevant amount.

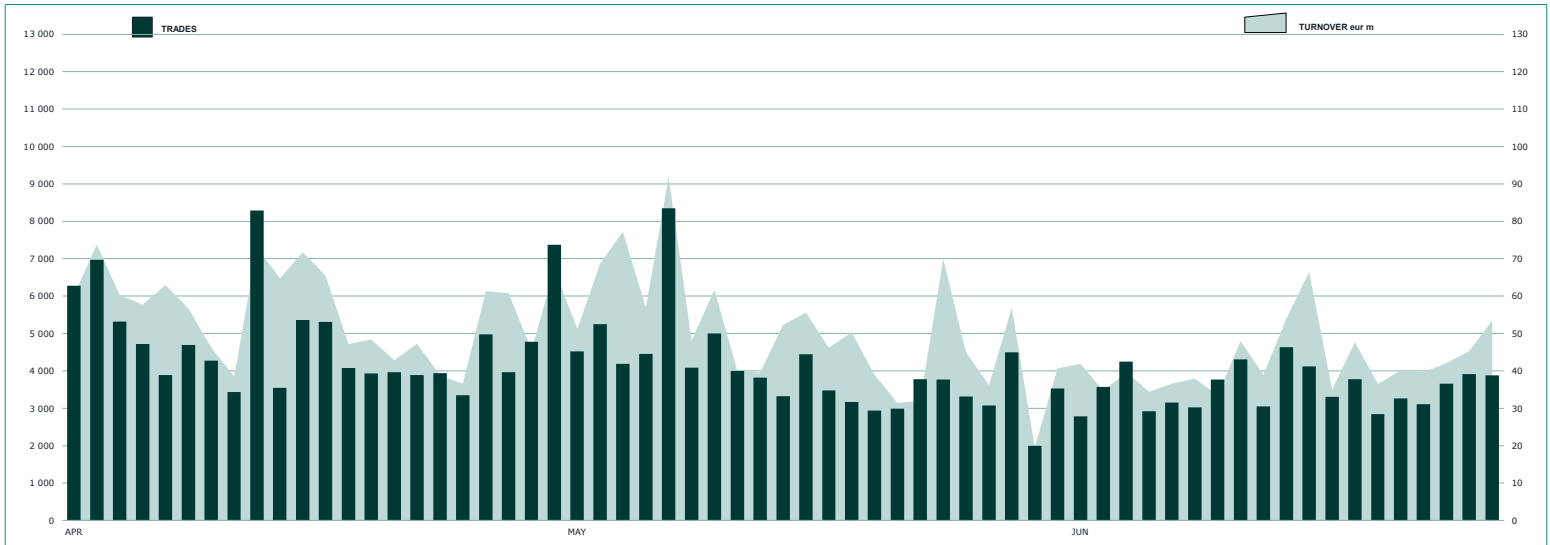
The average showed is the weighted average on AUM deposited in Monte Titoli is used: it's the average calculated taking into account the AUM (asset under management) deposited in Monte Titoli.

News

ETFplus AUM reached €113.63bn (+26.38% vs June 2020).

ETF AUM reached €105.65bn (+29.13% vs June 2020).

ESG INSTRUMENTS DAILY TURNOVER



MOST TRADED ESG INSTRUMENTS IN THE MONTH BY TRADES AND RELATIVE SPREAD

Name	Trading Code	ISIN	TRADES number	% TOT	BBO	SPREAD 25 000 €
1 ISHARES GLOBAL CLEAN ENERGY UCITS ETF	INRG	IE00B1XNHC34	9 965	12.9%	0.08%	0.10%
2 L&G HYDROGEN ECONOMY UCITS ETF	HTWO	IE00BMYDM794	4 699	6.1%	0.22%	0.36%
3 L&G BATTERY VALUE-CHAIN UCITS ETF	BATT	IE00BF0M2Z96	3 411	4.4%	0.21%	0.27%
4 ISHARES HEALTHCARE INNOV UCITS ETF ACC	HEAL	IE00BYZK4776	2 611	3.4%	0.13%	0.16%
5 ISHARES AUTOMAT & ROBOTICS UCITS ETF ACC	RBOT	IE00BYZK4552	2 279	2.9%	0.11%	0.13%

MOST TRADED ESG INSTRUMENTS IN THE MONTH BY TURNOVER AND RELATIVE SPREAD

Name	Trading Code	ISIN	TURNOVER eur m	% TOT	BBO	SPREAD 25 000 €
1 ISHARES GLOBAL CLEAN ENERGY UCITS ETF	INRG	IE00B1XNHC34	149	16.1%	0.08%	0.10%
2 JPM EUR ULT SHORT INCOME EUR A UCITS ETF	JEST	IE00BD9MMF62	35	3.8%	0.04%	0.05%
3 L&G BATTERY VALUE-CHAIN UCITS ETF	BATT	IE00BF0M2Z96	33	3.6%	0.21%	0.27%
4 UBS BL BA MSCI EU LIQ CORP SUS UCITS ETF	CBEU	LU1484799769	24	2.6%	0.18%	0.19%
5 ISHARES MSCI WORLD SRI UCITS ETF EUR A	SUSW	IE00BYX2JD69	23	2.5%	0.09%	0.10%

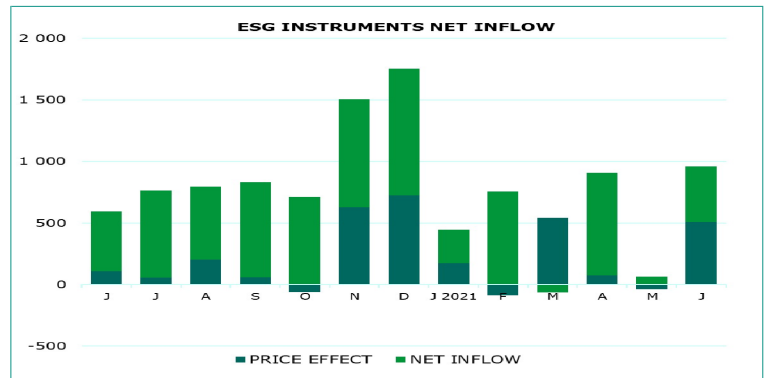
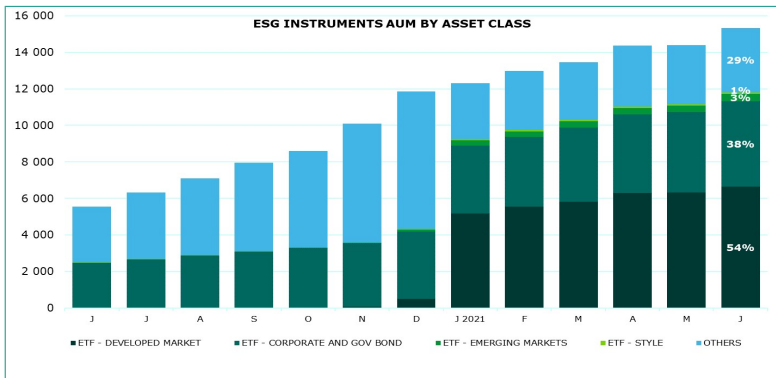
MOST TRADED ESG INSTRUMENTS IN THE YEAR BY TRADES AND RELATIVE SPREAD

Name	Trading Code	ISIN	TRADES number	% TOT	BBO	SPREAD 25 000 €
1 ISHARES GLOBAL CLEAN ENERGY UCITS ETF	INRG	IE00B1XNHC34	161 103	23.9%	0.08%	0.10%
2 L&G HYDROGEN ECONOMY UCITS ETF	HTWO	IE00BMYDM794	47 495	7.0%	0.22%	0.36%
3 L&G BATTERY VALUE-CHAIN UCITS ETF	BATT	IE00BF0M2Z96	33 804	5.0%	0.21%	0.27%
4 ISHARES HEALTHCARE INNOV UCITS ETF ACC	HEAL	IE00BYZK4776	28 711	4.3%	0.13%	0.16%
5 ISHARES AUTOMAT & ROBOTICS UCITS ETF ACC	RBOT	IE00BYZK4552	24 272	3.6%	0.11%	0.13%

MOST TRADED ESG INSTRUMENTS IN THE YEAR BY TURNOVER AND RELATIVE SPREAD

Name	Trading Code	ISIN	TURNOVER eur m	% TOT	BBO	SPREAD 25 000 €
1 ISHARES GLOBAL CLEAN ENERGY UCITS ETF	INRG	IE00B1XNHC34	1 931	26.1%	0.08%	0.10%
2 L&G BATTERY VALUE-CHAIN UCITS ETF	BATT	IE00BF0M2Z96	266	3.6%	0.21%	0.27%
3 ISHARES HEALTHCARE INNOV UCITS ETF ACC	HEAL	IE00BYZK4776	233	3.2%	0.13%	0.16%
4 ISHARES AUTOMAT & ROBOTICS UCITS ETF ACC	RBOT	IE00BYZK4552	219	3.0%	0.11%	0.13%
5 L&G HYDROGEN ECONOMY UCITS ETF	HTWO	IE00BMYDM794	213	2.9%	0.22%	0.36%

FOCUS



At the moment the instruments on ETFplus that can be classified as "Sustainable" are all ETFs.

Markets Analysis
 Piazza degli Affari, 6 - 20123 Milano
 T +39 02 724261 | Fax +39 02 8646.4323
 e-mail: markets_analysis@borsaitaliana.it
 www.borsaitaliana.it

This publication is for information purposes only and is not a recommendation to engage in investment activities. This publication is provided "as is" without representation or warranty of any kind. Whilst all reasonable care has been taken to ensure the accuracy of the content, Euronext does not guarantee its accuracy or completeness. Euronext will not be held liable for any loss or damages of any nature ensuing from using, trusting or acting on information provided. No information set out or referred to in this publication shall form the basis of any contract. The creation of rights and obligations in respect of financial products that are traded on the exchanges operated by Euronext's subsidiaries shall depend solely on the applicable rules of the market operator. All proprietary rights and interest in or connected with this publication shall vest in Euronext. No part of it may be redistributed or reproduced in any form without the prior written permission of Euronext. Euronext refers to Euronext N.V. and its affiliates. Information regarding trademarks and intellectual property rights of Euronext is located at www.euronext.com/terms-use
 © 2021, Euronext N.V. - All rights reserved.

